

Balaji Telefilms Ltd.

C-13, Balaji House, Dalia Industrial Estate, Opp. Laxmi Industries
New Link Road, Andheri (West), Mumbai - 400 053.
Tel.: 40698000 • Fax : 40698181 / 82 / 83
Website : www.balajitelefilms.com • Email- investor@balajitelefilms.com
CIN No.: L99999MH1994PLC082802



July 03, 2025

BSE Limited.

Phiroze Jeejeebhoy Towers,
Dalal Street,
Mumbai - 400 001
Stock Code: 532382

National Stock Exchange of India Ltd.

"Exchange Plaza",
Bandra-Kurla Complex, Bandra (East),
Mumbai - 400 051
Stock Code: BALAJITELE

Sub: Press Release and Quarterly Performance Report

Dear Sir/Madam,

This is further to our letter dated July 03, 2025 intimating the Outcome of Board Meeting for consideration and approval of Audited Financial Results for the quarter and year ended March 31, 2025. Please find enclosed Quarterly Performance Report and Press Release dated July 03, 2025, which is being issued by the Company.

The above information will also be made available on the Company's website, www.balajitelefilms.com

You are requested to take the same on your record.

Thanking you,

Yours Faithfully,

For Balaji Telefilms Limited

Tannu Sharma
Company Secretary and Compliance Officer
Membership No: ACS30622

Encl: a/a



Balaji Telefilms Ltd

LEADING STORIES. LEAVING LEGACIES.


Quarterly Performance Update Q4 & FY25



Table of Contents



Company Overview



Business Overview & Segments



Way Ahead



Industry Overview



Financials



Company Overview

Business – At a Glance



TELEVISION

200+

TV Shows
(Including DD & Regional)

773

Production Hours in FY25

Foray into Ad production

FILMED ENTERTAINMENT

50+

Movies

3

Movies produced in FY25

3

Movies under production

'Dream Girl 2' & 'Crew'

Blockbuster Hits, Each Earning over Rs.
100 crores

30

Years of Rich Industry Experience
Dedicated Leadership Driving Each Segment

DIGITAL

172+

Shows live on ALTT

46

New content productions in FY25

10 Million

YouTube Subscribers

Key Highlights



- ⌘ **Consolidated revenue stood at Rs. 453 cr and PAT of Rs. 85 Cr**
- ⌘ **Strategic Long-term Collaboration with Netflix –**
 - Entered into a **long-term creative partnership with Netflix** to develop diverse, high-quality content across formats
 - This collaboration will leverage Balaji's rich storytelling legacy and Netflix's global reach to bring emotionally resonant, culturally rooted stories to wider audiences.
- ⌘ **Major upcoming Movie releases – 'Vrusshabha', 'Bhoot Bangla' & 'Vvan'**
- ⌘ **Successfully completed merger of ALT and MFPL into BTL, to drive unified synergies**
 - merger to reduce costs, boost operational efficiency & enhance intellectual property creation
 - Unlock growth potential and also results in a beneficial tax impact
 - Better utilization of pooled resources
- ⌘ **Digital business (B2B) Order book of over Rs. 300 crores with leading OTT platforms**
- ⌘ **Successfully raised funds of Rs. 130.7 Cr to scale up movie business, IP creation & fuel growth**
- ⌘ **Strong cash reserve at Rs. 172 crores (in banks & mutual fund) – Group adequately funded**
- ⌘ **Digital Strategy to focus and leverage AI, Automation & IP – reflecting in strong growth in Digital segment**

Company Overview

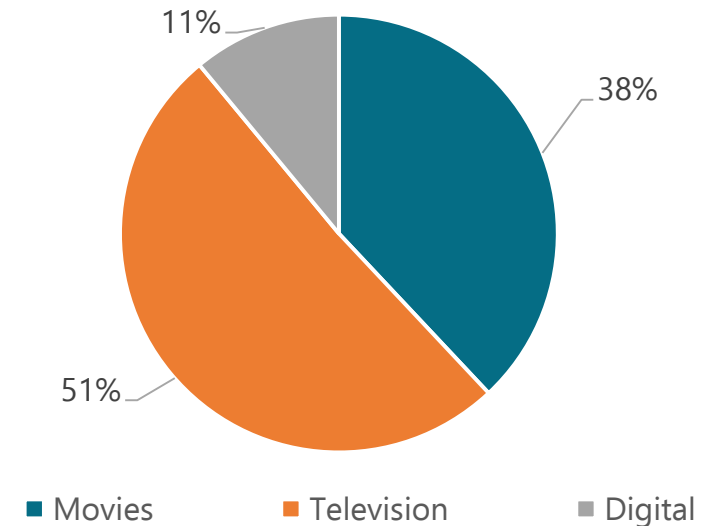


- ⌘ Incorporated in 1994, Balaji Telefilms Limited is over three decades old in the entertainment industry and is a pioneer in its field
- ⌘ Company's operations span across television, movies, and subscription-based video-on-demand (SVOD) segments, and a leading OTT platform
- ⌘ Company's digital wing is actively shaping its subscription and AVOD strategy (B2C) and for B2B we have current order book exceeding ₹300 crore
- ⌘ Balaji Telefilms has a long legacy of crafting stories that have become a significant part of popular culture for decades. In television, it maintains amongst the highest realizations per hour
- ⌘ Led by industry veterans, Balaji is driven by a mix of experienced and dynamic leadership, with unparalleled expertise in content creation and story-telling

Strategic Restructuring

- ⌘ As a part of its initiative to consolidate content production operations & enhance operational efficiencies, ALT Digital Media Entertainment Limited (ALT) and Marinating Films Private Limited (MFPL), both wholly owned subsidiaries, have been merged with the parent Company, Balaji Telefilms Limited (BTL), effective April 1, 2025. The merger is expected to strengthen the Group's financial position, unlock growth potential, and result in a beneficial tax impact
- ⌘ Company raised ₹130.68 crore through equity issue, with participation from promoters & foreign investors. The funds will support scaling of movie & distribution businesses, strengthening the digital platform & content, expanding IP assets, and bolstering the financial structure.

Revenue Distribution (FY25)



Board Members from the Promoter Group



Mr. Jeetendra Kapoor

Promoter & Non-Executive Chairman

- ⌘ **Mr. Jeetendra Kapoor is a celebrated movie star, starring in over 200 movies in his career of 50 years.**
- ⌘ **He is also a reputed TV and film producer.**
- ⌘ **He has won a number of prestigious awards, including the Filmfare Lifetime Achievement Award, Screen Lifetime Achievement Award, Guild Award for Lifetime Achievement & several other lifetime achievement awards, as well as the Legend of Indian Cinema Award in 2004, the Dadasaheb Phalke Academy Award in 2014 and the Raj Kapoor Lifetime Contribution Award by Government of Maharashtra in 2016**



Mrs. Shobha Kapoor

Promoter and Managing Director

- ⌘ **Mrs. Shobha Kapoor has been at the helm of Company's operational management, efficiency, and in controlling 'on set' activity.**
- ⌘ **She has won a number of prestigious awards including CEO of the Year (Indian Telly Awards), Businesswoman of the Year (The Economic Times) and numerous Best Producer awards for various TV shows produced by the Company.**



Ms. Ekta Ravi Kapoor

Promoter and Joint Managing Director

- ⌘ **Ekta Ravi Kapoor leads the day-to-day creative direction of TV shows and movies produced by Balaji Telefilms.**
- ⌘ **She has won a number of prestigious awards including the Economic Times (Businesswoman of the Year 2002), Ernst & Young (Entrepreneur of the Year 2001) and the American Biographical Institute (Woman of the Year 2001).**
- ⌘ **She was also placed at the first position among the '50 Most Influential Women' in the Indian marketing, advertising and media ecosystems by IMPACT magazine in 2016.**


Dynamic Leadership



Mr. Sanjay Dwivedi

Group CEO and Group CFO

- ⌘ **Mr. Sanjay Dwivedi is a seasoned professional with ~ 3 decades of experience spanning Media, Entertainment & FMCG sectors.**
- ⌘ **His journey at Balaji group began in 2013 as CFO of Balaji Telefilms Ltd. As a part of the core management team, he has been instrumental in driving operations & steering the financial performance of the Company. During his journey with the Group, he has led fund-raising activities; obtained sanction from private banks for business initiatives; saved substantial amount in tax benefits for the Group through several initiatives, including clearing of old tax claims against the Company; and manages treasury corpus, in addition to other tasks.**
- ⌘ **Prior to joining Balaji, he has held senior management positions at Nimbus Communications Ltd. and Entertainment Network India Limited (Radio Mirchi, part of the Times Group). He has earlier worked with GlaxoSmithKline Pharmaceuticals (India) Limited and Tata Steel in the finance functions.**



Mr. Vimal Doshi

COO, Motion Pictures

- ⌘ **Mr. Vimal Doshi has a total work experience in the film industry of ~ 26 years. He joined Balaji in 2007 as Assistant Manager for theatrical distribution and has distributed several films for Balaji since over a decade. He currently heads the theatrical distribution team.**
- ⌘ **Since 2015, Vimal has been heading all sales for films. He has done slate deals with major OTTs, Music Labels and Satellite players like Netflix, Tips, SaReGaMa etc. and has scripted and maintained strategic partnership with media behemoth, Zee.**
- ⌘ **In last 3 years, Vimal has also looked into various Co-Productions and actively manages relationship with co-producers and talents.**

Our Brands



Balaji Telefilms, Balaji
Telefilms Digital and
Balaji Motion Pictures



ALT Digital Media
Entertainment (ALTT)



ALT Entertainment



Marinating Films



Hoonur



DING Infinity



Cult Movies

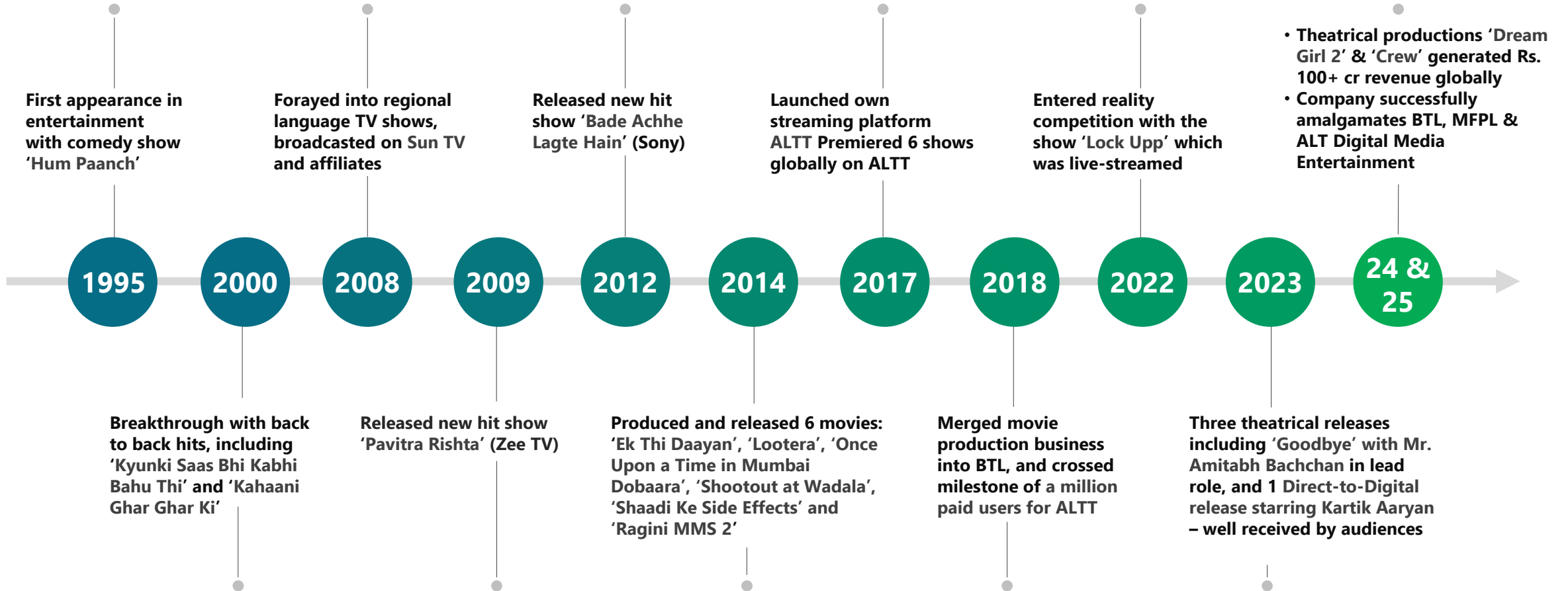


Kuttingg



**KEY BRANDS UNDER
BALAJI**

Our Journey





Business

Overview & Segments

Digital



Legacy Strength

Leverage & replicate the experience, expertise in TV content & production, in the Digital space



Strong Brand Recall

Established as an Audience-preferred content provider



YouTube

- Monetization of additional platforms such as YouTube where Balaji has dedicated channels
- Content specifically for YouTube, leading to wider audience
- 935K subscribers on YouTube, with over 600K new subscribers in last few months

B2B Loyalty Partnerships

Partnering with brands to produce branded content. Working directly with corporates to produce Advertiser funded programs (AFP)



Hybrid Revenue Model

Evolving from SVOD to combination of SVOD and AVOD models
Leading to better revenue collection



Strategic Subscription Plans

New strategic subscription plans for ALT to increase subscriber-base and renewal rates



10.6+

Lacs of subscriptions sold in FY25

46

New Shows in FY25


5.8+

Million Hours of content viewed in FY25

160

Million views on ALTT in FY25

Top rated IMDb ALTT shows



SHOW AVAILABLE IN ENGLISH & HINDI

Movies



Growing Films Business

- ⌚ Rich library of Movie Productions
- ⌚ Clear vision of 4-6 movies in a year with average ticket size 60-75 Cr
- ⌚ Pre-sale proceeds from platform owner helps in reducing working capital requirement
- ⌚ Focused on creation of IP's which gives strength to do more sequels
- ⌚ Strong pipe-line of under-production films

De-Risked Business Model

- ⌚ Rights are sold before the movie is released
- ⌚ Thereby, large percentage of production cost is recovered before the movie is released – average 85-90% (Previous 6 movies average)
- ⌚ Monetization of music rights



Theatrical Releases



Upcoming Movie Projects



Strong pipeline — TV & Movies



- Overall demand for TV content remains stable with our shows continuing to generate audience interest.
- 5 shows contributed to 773.40 hours of production in FY25
- Upcoming TV Show – Kyunki Saas Bhi Kabhi Bahu Thi (Jio - Hotstar)

Shows on Air at the end of Q4 FY25:

Broadcaster	Show
Zee	❖ Kumkum Bhagya ❖ Bhagya Lakshmi
Colors	❖ Parineeti
You tube	❖ Pyaar Ki Raahein
Sony	❖ Bade Achhe Lagte Hain Phir se

THEATRICAL RELEASED MOVIES

LSD 2

directed by
Dibakar Banerjee
released in April
2024

The Buckingham Murders

by Hansal Mehta
release in September
2024

The Sabarmati Report

starring Vikrant Massey &
Raashi Khanna released in
November 2024 received
favorable response from the
audience

STATUS OF LATEST PROJECTS

Vrusshabha

(Multilingual Pan India film)
starring Mohanlal (under post
production)

Bhoot Bangla

starring Akshay
Kumar and directed
by Priyadarshini
(shoot completed)

UNDER PRODUCTION PROJECTS

Vvan

with TVF starring Siddharth Malhotra



Way Ahead

Growth Strategy – Way Forward

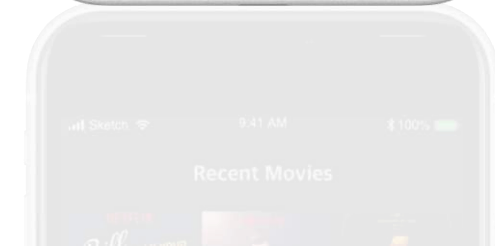



Digital Thrust

- ⌘ Shift from SVOD to hybrid (SVOD + AVOD) model – leading to increase subscriber-base (B2C) and subscription-based revenue
- ⌘ New Platform – ‘Kutingg’ – comprising vertical short episode-based content
- ⌘ B2B Partnerships with more platforms for wider demographical reach
- ⌘ Increased focus on YouTube for content where we own IP rights – Rejig content + new content specifically for YouTube
- ⌘ Content creation targeted for streaming platforms and for wider audience (including regional languages – ETV, Aha)
- ⌘ Advertiser funded programs (AFP) – producing branded content on behalf of corporates



- ⌘ Multifold growth in top line expected from online channels – primarily driven by diversification in content



Growth Strategy – Way Forward



Focus on Movies – De-Risked Business Model



Movie Business

Pipeline of movies across genres and targeting wider audiences domestically as well as in international markets. De-risked model to ensure stability in revenues



TV Business


Leverage existing stronghold on prime-time with new and existing shows



Amalgamation of ALT and MFPL with Balaji Telefilms

aimed at consolidating content production operations, improve operational efficiencies and solidify market dominance

Resources to be Focused towards Creation & Monetization of Intellectual Property, Leveraging Digital Platforms

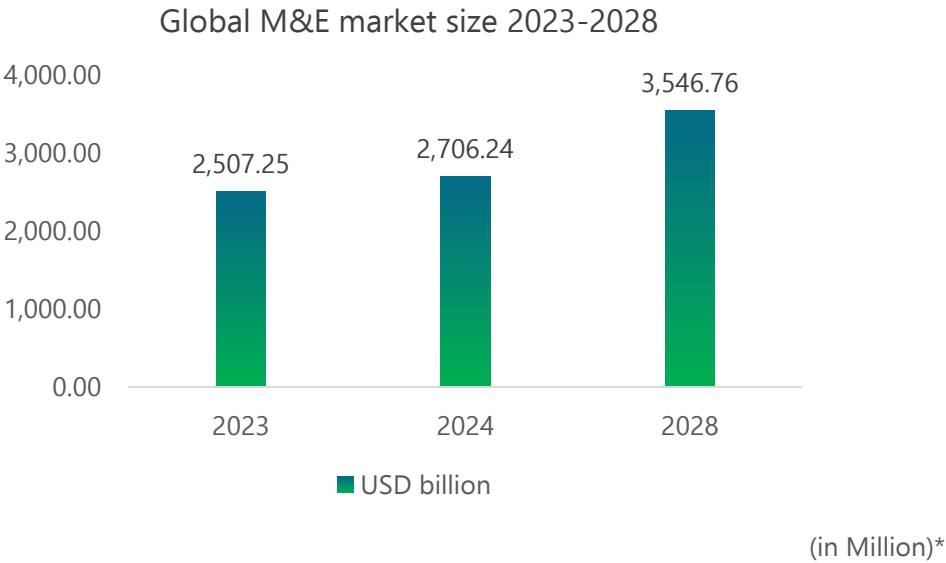


Industry Overview

Industry Overview



- ⚙️ **India’s Media & Entertainment (M&E) sector set for strong growth – projected 10.2% increase to Rs. 2.55 trillion (US\$ 30.8 billion) by 2024 and a 10% CAGR, hitting Rs. 3.08 trillion (US\$ 37.2 billion) by 2026**
- ⚙️ **Share of traditional media (television, print, filmed entertainment, OOH, music, radio) was 57% of the M&E sector revenue in 2023**
- ⚙️ **Revenue from subscriptions for OTT video platforms in India expected to grow from ~ US\$ 0.88 billion in 2023 to over US\$ 1.2 billion by 2026**
- ⚙️ **Overall OTT segment likely to grow at a CAGR of 14.1% to Rs. 21,032 crore (US\$ 2.55 billion) in 2026. Share of Subscription services in revenue expected to rise from 90.5% in 2021, to 95% by 2026**
- ⚙️ **Indian OTT audience universe currently stands at 481.1 million people – of these, 138.2 million are active paid OTT subscriptions**
- ⚙️ **Indian OTT platforms demonstrated significant growth in global market, witnessing 194% rise in revenue from international viewers over last two years**

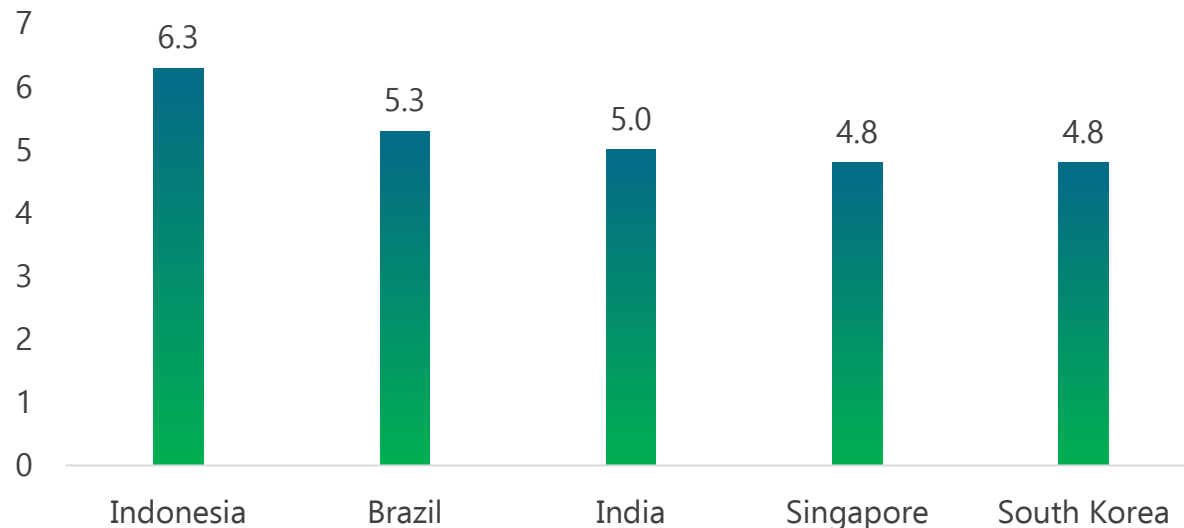


Year	Paid Subscriptions	Household Subscription
2023	97	43
2024E	110	50
2026E	138	65

Industry Overview – Digital

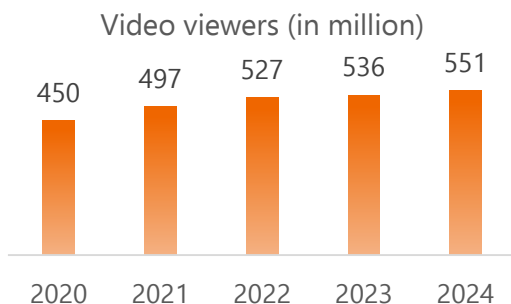


Average hours per day spent on phones



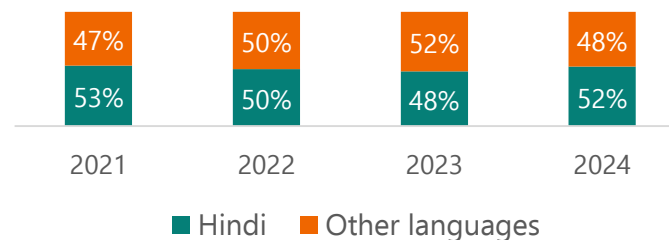
- Indians spent 4.95 hours per day on phone apps in 2024, a 3.1% growth over 2023
- In aggregate, India spent more than 1.1 trillion hours on digital platforms, higher than any other market worldwide, which shows the immense potential for ad funded products and branded content

Online video viewers continues to grow in India



Platforms increasingly invested in localizing content

OTT titles produced by language

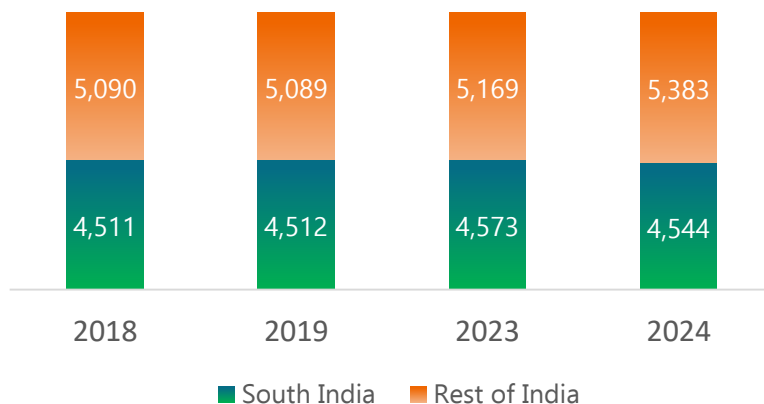


- Video viewers increased 3% (15 million) in 2024 to reach 551 million, which is around 98% of active Smartphones
- Video viewers are estimated to cross 625 million by 2027 as smartphone penetration continues to grow across new and used devices

Industry Overview – Movies

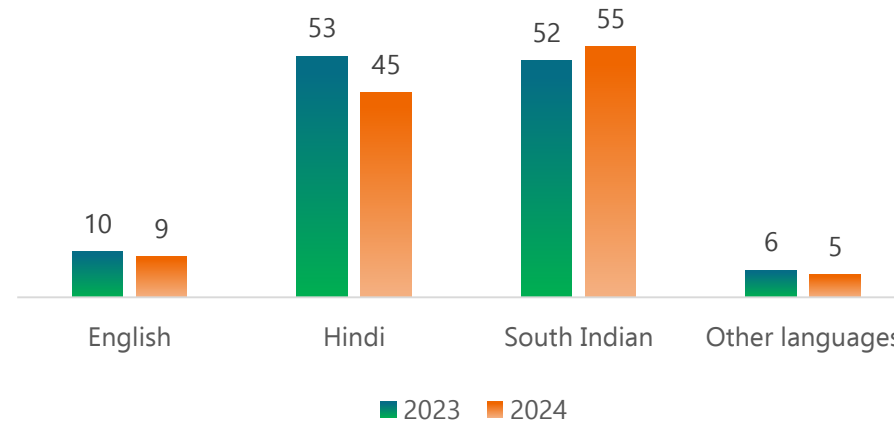


Number of Screens



- ⊗ Screen count increased 2% to reach 9,927 screens led by Maharashtra which added 50 new screens (5% increase), Kerala which added 36 new screens (5% increase)
- ⊗ The largest multiplex distributor proposed to rationalize 70 screens across India in FY 2025, to remove redundancies and reduce low-performing screens

Theatrical revenues by language

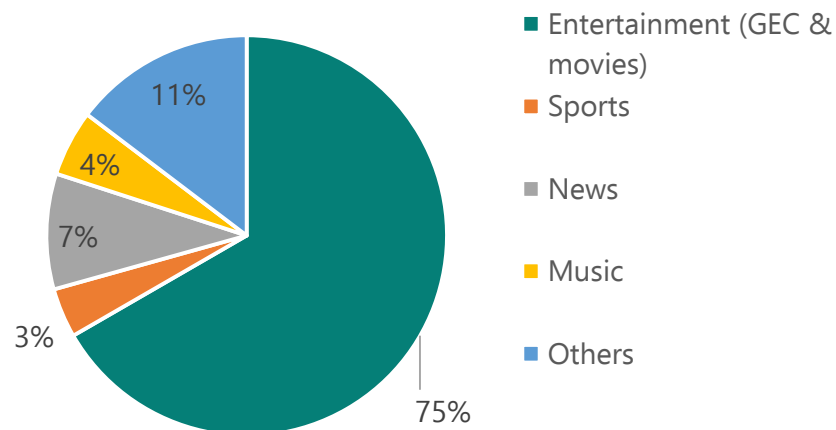


- ⊗ Gross box office collection dipped to INR114 billion in 2024 from INR120 billion in 2023
- ⊗ Admissions continued to decline from around 900 million to just over 857 million, a fall of around 5%, though average ticket prices continued to increase from INR130 in 2023 to INR134 in 2024

Industry Overview – Television



Viewership Share by Genre



Number of television channels increased to 899

	September 2022	December 2023	June 2024
FTA	532	546	574
Pay	353	353	362
Total channels	885	899	936

- ⌘ **75% of all viewership was linked to GEC and movies, a ratio which has remained stable for six years**
- ⌘ **Despite marquee events like the T20 Cricket World Cup and the IPL, sports viewership dropped by 27%, which could be driven by the shift to free streaming on OTT platforms and the growth of connected TVs⁸ and because there was one less ICC cricket tournament in 2024 compared to 2023**
- ⌘ **News viewership grew 13% on the back of the general and state elections**
- ⌘ **61% of channels were free-to-air in 2023, reflecting the shift of affluent audiences to connected TVs**
- ⌘ **News channels comprised 40% of total channels**



Financials

Consolidated Financial Snapshot



Q4 FY25

FY25

<div>Revenue</div> <div>₹ 66.25 Cr</div>	<div>PBT / Margin</div> <div>₹ (10.73) Cr / (16.20%)</div>	<div>Revenue</div> <div>₹ 453.09 Cr</div>	<div>PBT / Margin</div> <div>₹ (10.20) Cr / (2.25%)</div>
<div>PAT / Margin</div> <div>₹ 94.03 Cr / 141.93%</div>	<div>EPS</div> <div>₹ 9.07</div>	<div>PAT / Margin</div> <div>₹ 84.58 Cr / 18.67%</div>	<div>EPS</div> <div>₹ 8.41</div>

Segmental Snapshot – FY25 (Consol.)



TV

Movie

Digital

Revenue

₹ 237.62 Cr

Revenue

₹ 177.42 Cr

Revenue

₹ 49.74 Cr

PBT / Margin

₹ 33.34 Cr / 14.03%

PBT / Margin

₹ 2.79 Cr / 1.57%

PBT / Margin

₹ (40.24 Cr) / (80.90%)

Consolidated Quarterly Financials



In ₹ Cr	Q4 FY25	Q4 FY24	Q3 FY25
Total Income from operations	66.2	135.1	93.2
Other Income	10.3	0.8	0.9
Total Income	76.5	135.9	94.1
Cost of Production	51.7	103.4	72.1
Marketing and Distribution	5.0	7.7	10.9
Employee Benefits Expense	9.0	9.0	8.9
Other Expenses	19.6	12.8	12.2
Finance Cost	0.2	2.3	0.5
Depreciation and amortisation	1.7	2.2	1.8
Profit / (Loss) Before Tax	(10.7)	(1.4)	(12.2)
Tax Expenses	(104.8)	1.2	(0.4)
Profit / (Loss) After Tax	94.0	(2.6)	(11.9)
Basic EPS (Rs.)	9.07	(0.25)	(1.16)

Standalone Quarterly **Financials**

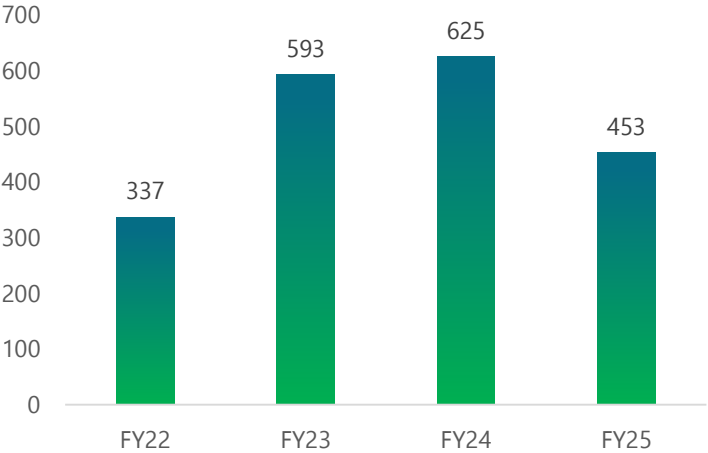


In ₹ Cr	Q4 FY25	Q4 FY24	Q3 FY25
Total Income from operations	66.3	134.8	93.2
Other Income	9.2	0.9	1.1
Total Income	75.5	135.7	94.3
Cost of Production	51.7	103.3	72.1
Marketing and Distribution	5.1	9.4	12.2
Employee Benefits Expense	8.7	7.3	7.4
Other Expenses	19.6	12.3	12.0
Finance Cost	0.2	2.3	0.5
Depreciation and amortisation	1.7	2.1	1.8
Profit / (Loss) Before Tax	(11.5)	(1.0)	(11.7)
Tax Expenses	(104.8)	1.2	(0.3)
Profit / (Loss) After Tax	93.3	(2.2)	(11.4)
Basic EPS (Rs.)	9.01	(0.22)	(1.12)

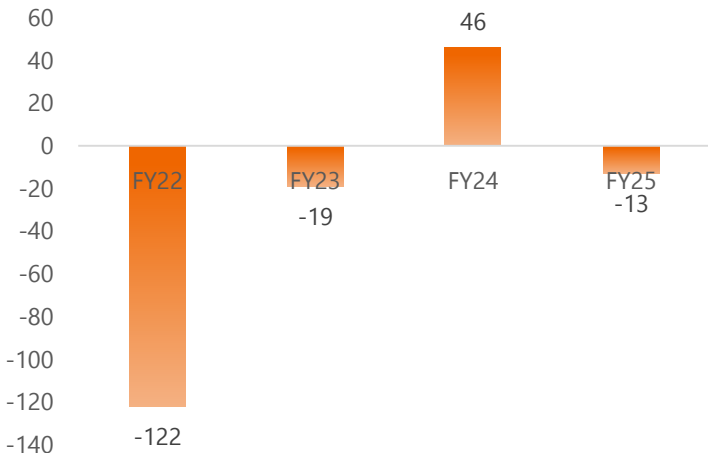
Consolidated Annual Financial Trends



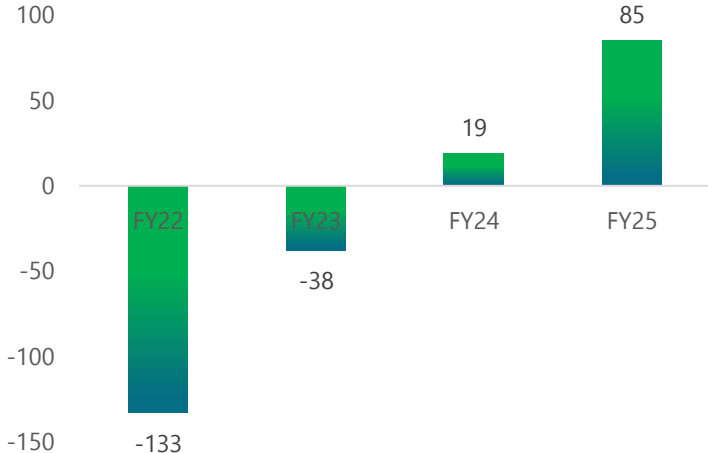
Revenue from Operations (Rs in Cr)



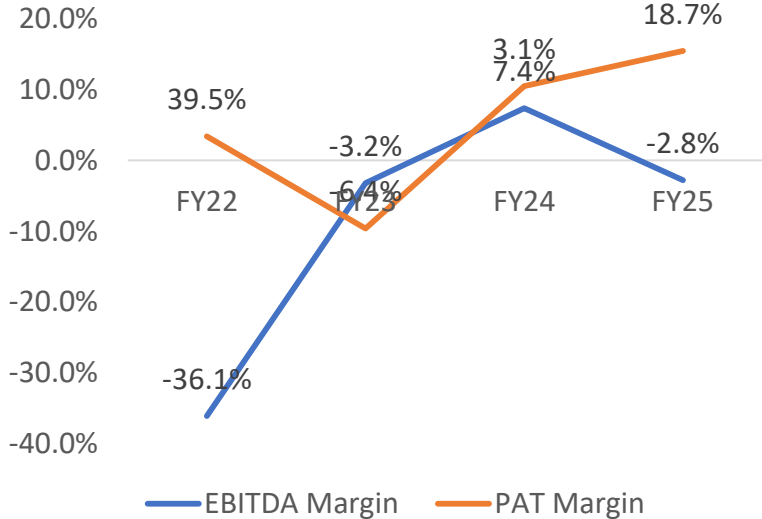
EBITDA (Rs in Cr)



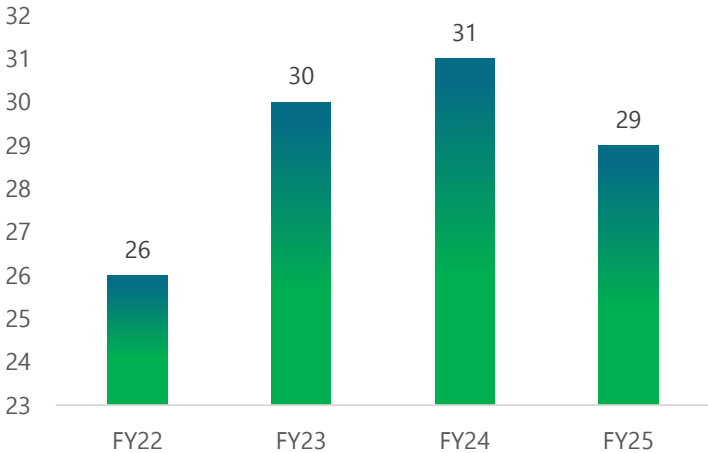
PAT (Rs in Cr)



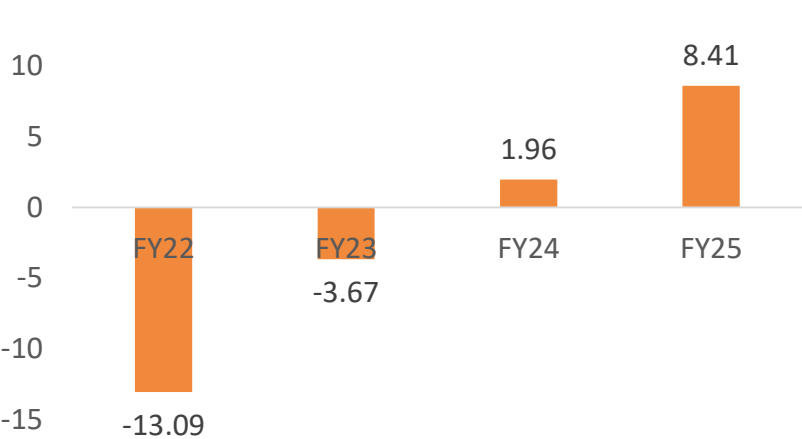
Profitability Ratio



Revenue per Hour (in Rs. Lacs)



Earnings per Share (EPS) (in Rs)



Annual P&L



Consolidated (In ₹ Cr)	FY22	FY23	FY24	FY25
Total Income from operations	336.9	593.0	625.1	453.1
Other Income	7.3	13.4	6.0	14.4
Total Income	344.2	606.4	631.1	467.5
Cost of Production	327.4	511.3	468.5	343.9
Gross Margin	9.4	81.7	156.6	109.7
Gross Margin %	3%	14%	25%	24%
Marketing and Distribution	34.4	19.2	33.4	30.1
Employee Benefits Expense	30.1	28.1	30.4	33.9
Other Expenses	66.6	53.4	46.8	58.9
Finance Cost	1.8	8.2	10.6	3.4
Depreciation and amortisation	15.0	10.4	8.1	7.5
Profit / (Loss) Before Tax	(131.2)	(24.2)	33.3	(10.2)
Tax Expenses	2.0	13.8	13.9	(94.8)
Net Profit / (Loss) After Tax	(133.2)	(38.0)	19.4	84.6

Annual P&L



Standalone (In ₹ Cr)	FY22	FY23	FY24	FY25
Total Income from operations	242.1	517.2	620.7	453.1
Other Income	6.9	23.9	6.3	13.9
Total Income	249.0	541.1	627.0	467.0
Cost of Production	187.5	413.2	465.1	343.4
Gross Margin	54.6	104.0	155.6	109.7
Gross Margin %	23%	20%	25%	24%
Marketing and Distribution	0.7	18.0	40.3	35.4
Employee Benefits Expense	15.2	14.8	23.3	28.4
Other Expenses	24.1	24.7	44.9	53.2
Finance Cost	1.6	8.1	10.5	3.4
Depreciation and amortisation	13.5	9.6	7.9	7.4
Profit / (Loss) Before Tax	6.4	52.7	35.0	(4.2)
Tax Expenses	2.0	13.8	13.9	(94.8)
Net Profit / (Loss) After Tax	4.4	38.9	21.1	90.6

Consolidated Balance Sheet



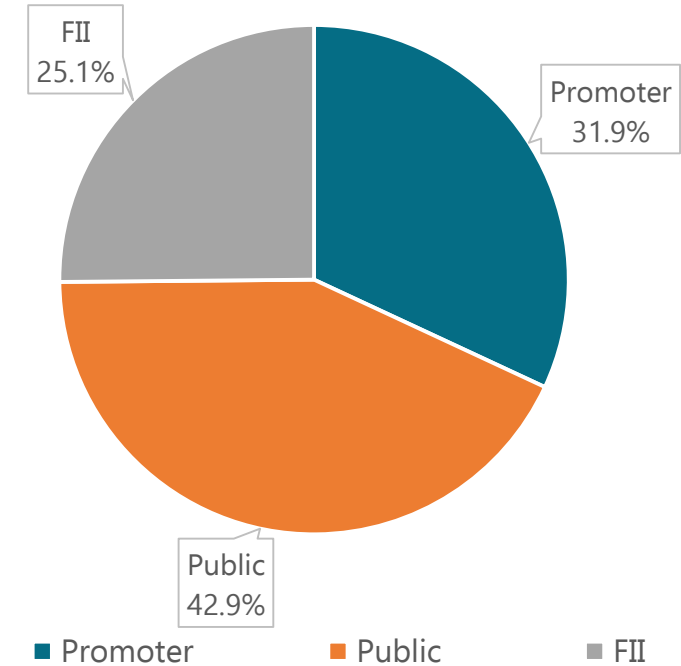
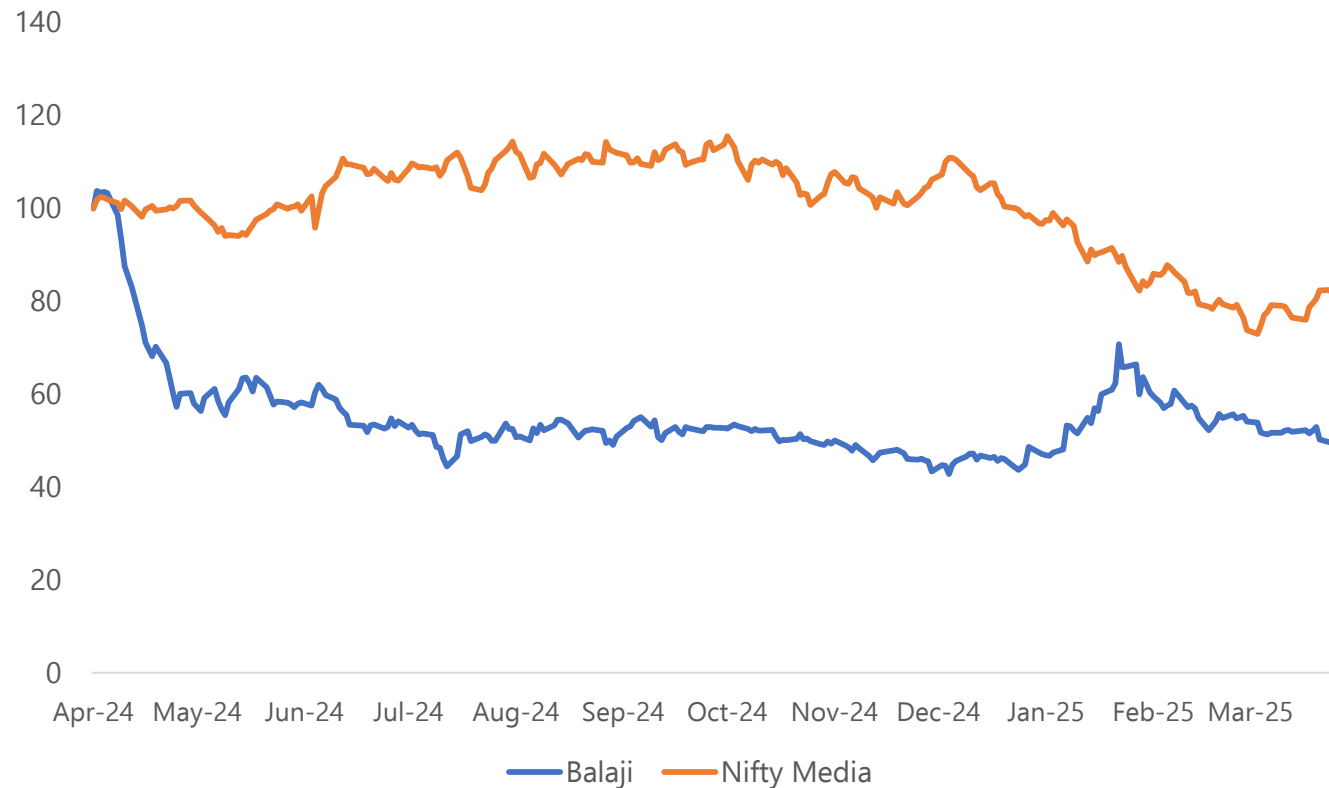
PARTICULARS (₹ Cr.)	31st Mar' 23	31st Mar' 24	31st Mar' 25
EQUITIES & LIABILITIES			
Equity			
(A) Equity Share Capital	20.2	20.3	23.9
(B) Other Equity	386.5	410.8	633.4
Equity attributable to owners	406.7	431.2	657.3
Non Controlling Interest	0.6	0.2	(2.3)
Total Equity			
Non-Current Liabilities	2.2	1.2	1.3
(A) Financial Liabilities			
(i) Borrowings	0.0	0.0	0.0
(ii) Lease liabilities	2.1	0.7	0.0
(iii) Other Financial Liabilities			
(B) Provisions	0.0	0.5	1.3
Total Non – Current Liabilities			
Current Liabilities			
(A) Financial Liabilities			
(i) Borrowings	100.5	76.4	7.1
(ii) Lease liabilities	2.0	2.3	0.7
(iii) Trade Payables	130.5	107.9	77.9
(iv) Other Financial Liabilities	0.1	0.0	0.0
(B) Other Current Liabilities	51.2	89.2	58.7
(C) Provisions	0.5	0.4	0.6
(D) Liabilities for current tax (Net)	0.0	0.0	0.0
Total Current Liabilities	284.8	276.3	145.0
GRAND TOTAL - EQUITIES & LIABILITIES	694.2	708.8	801.2

PARTICULARS (₹ Cr.)	31st Mar' 23	31st Mar' 24	31st Mar' 25
ASSETS			
Non-Current Assets			
(A) Property, Plant and Equipment	13.4	15.5	9.7
(B) Goodwill on consolidation	3.7	3.7	3.2
(C) Depreciation and amortisation expense			0.8
(D) Right-of-Use Assets	4.7	3.1	0.5
(E) Financial Assets			
(i) Non Current Investments + Loans	7.9	11.8	8.9
(ii) Other Financial Assets	7.5	1.5	18.1
(F) Deferred Tax Assets (Net)	7.3	7.4	102.3
(I) Other Non-Current Assets	147.3	133.6	78.7
(J) Non-Current Tax Assets	23.2	33.9	37.7
Total Non – Current Assets	3,123	210.6	259.9
Current Assets			
(A) Inventories	195.7	192.4	134.8
(B) Financial Assets			
(i) Investments	2.7	22.7	166.6
(ii) Trade Receivables	154.3	132.9	92.5
(iii) Cash & Cash Equivalents	22.2	38.4	11.5
(iv) Bank Balances	10.2	0.5	0.5
(v) Loans	5.1	3.6	1.5
(vi) Other Financial Assets	0.5	7.5	6.8
(C) Contract assets	6.3	4.9	1.3
(D) Other Current Assets	82.2	95.3	125.8
Total Current Assets	479.2	498.2	541.3
GRAND TOTAL – ASSETS	694.2	708.8	801.2

Shareholding Pattern & Stock Performance



1 Year Stock Performance



- ❑ FII increased stake in March '25 quarter
- ❑ Key FII's invested – Gothic Corp., Atyant Capital
- ❑ Reliance Industries leads public shareholding pie



Thank You

Balaji Telefilms Limited

Ms. Tannu Sharma

Company Secretary & Compliance Officer

tannu.sharma@balajitelefilms.com

<https://www.balajitelefilms.com>

Investor Relations

Adfactors PR Pvt. Ltd.

Mr. Rahul Trivedi

rahul.trivedi@adfactorspr.com

Ms. Savli Mangle

savli.mangle@adfactorspr.com

Balaji Telefilms Limited

C-13, Balaji House, Dalia Industrial Estate, Opp. Laxmi Industries,
New Link Road, Andheri (West), Mumbai 400 053
Tel: 40698000 Fax: 40698181/82/83
Website: www.balajitelefilms.com
CIN: L99999MH1994PLC082802



Balaji Telefilms Reports Full-Year Consolidated Revenue at ₹ 453.1 Cr FY25 PAT reported at ₹ 84.6 Cr

Company consolidates Alt Digital Media Entertainment & Marinating Films into Balaji Telefilms through Strategic Amalgamation

Raised ₹130.7 Cr via Preferential Issue

Cash reserves including Bank Balance & MF at Rs. 172 Cr – Group adequately funded

July 3rd, 2025: Balaji Telefilms Limited, announced its financial results for the fourth quarter and full year ended 31st March 2025.

The Group reported a consolidated revenue of ₹ 66.25 crores in Q4 FY25, while the full year revenue stood at ₹ 453.09 crores.

Q4 FY25 PAT was reported at ₹ 94.03 crores, while FY25 PAT came in at ₹ 84.58 crores.

The Company's Digital business witnessed significant growth year-on-year as well as quarter-on-quarter. Revenue from this segment increased 177% compared with Q4 FY24, partially offsetting the pressure on the Films and TV businesses.

Group has cash reserves of Rs. 172 Cr including MF and bank balance.

Digital

This is our fastest growing line of business. The Digital business saw robust growth of 16.58% year-on-year in FY25, with revenue at ₹ 49.7 crores (net of PG commission).

This reflects our strong Digital thrust, with an aggressive strategy to expand this high-growth avenue. We are focusing on diversifying and expanding our content across various platforms, and have introduced hybrid subscription models including AVOD and SVOD, to increase viewer-base.

ALTT has over 172 shows live on the platform. The platform's subscription revenues stood at ₹ 20.26 crore for FY25. There were 10.6 lac subscriptions sold in FY25, with strong client retention and appeal of the content. 46 new shows were launched on ALTT in FY25.

ALT's content has been watched for over 5.8 million hours with the number of views totalling to 160 million through FY25.

Movies

The Films segment reported revenue at ₹ 177.4 crores, with profit before tax coming in at ₹ 2.8 crores.

Some of the major titles released during this year include 'The Sabarmati Report', 'LSD 2', 'The Buckingham Murders', and 'Laila Majnu'. Our pipeline of movies under production include some exciting projects such as 'Bhoot Bangla', 'Vvan' and 'Vrusshabha'.

One of the key strategies for the Films segment is to have a de-risked model wherein the rights are sold before the movie is commissioned, thereby recovering major cost of the production.

Television

Revenue from the TV business segment stood at ₹ 237.6 crores for FY25. Profit before tax from this segment was ₹ 33.3 crores. Balaji continues to be at the forefront of prime time on TV.

The Company had 5 shows on-air as of the end of the quarter, across leading broadcasters. Five shows contributed to over 773 hours of production in FY25. Balaji's shows continue to feature in top rankings demonstrating its leadership in the domain.

Operational & Financial Highlights

- Group revenues with ₹ 66.25 crore in Q4 FY25, ₹ 453.09 crore in FY25
 - Q4 FY25 PAT of ₹ 94.03 crore
 - FY25 PAT of ₹ 84.58 crore
- **Segmental Revenue Contributions:**
 - TV accounted for 51% of top line in FY25
 - Films contributed approximately 38% to top line in FY25
 - Digital's share in revenue grew to 11% in the full year

Mrs. Shobha Kapoor, Managing Director, Balaji Telefilms Limited said,

"We are pleased to share that we have successfully completed the merger of ALT and MFPL into Balaji Telefilms, resulting in a single consolidated entity. After receiving approvals from NCLT, this amalgamation was completed in June 2025. Consequently, Balaji Telefilms will benefit from the synergies and creative proficiencies of all these Companies, leading to a stronger market position."

The entertainment sector continues to remain fiercely competitive. However, we have sustained through market headwinds and continued to innovate, not just in terms of content creation, but also delivery platforms and models. In line with the industry trend, we have been focusing on our Digital business with a variety of new subscription models and our YouTube channel."

Additionally, we have a strong pipeline of movies under production which gives an optimistic view on that segment. Our de-risked model helps us recover major cost of production even before the release of the film. At the same time, our TV business continues to serve as a strong backbone to the overall business.

We have entered the new fiscal year on a strong note and are confident that our diverse content offering, wide audience reach and flexible subscription models will carve the way to sustainable growth.”

Amalgamation

Following the recent announcement of plans to merge ALT and MFPL into BTL, the Company received approval from NCLT and successfully completed this merger in June 2025.

As a result, a single entity will benefit from consolidation of content production operations and enhance efficiency, eliminate redundancies, and harness synergies. This will also help in better utilization of pooled resources and financial and operational efficiencies.

The merger is expected to strengthen the Group's financial position unlock growth potential and also result in a beneficial tax impact.

Fund Raise

In February 2025, the Company raised ₹ 130.67 Crore through an issue of Equity Shares to Promoter and certain entities/individuals belonging to the Non-Promoter category including Foreign Investors.

The proceeds are being deployed in scaling up the films business; explore music retention, acquisition and distribution business; scale movie distribution business; enhance the Company's digital platform and digital content business; and grow Company's intellectual property portfolio.

About Balaji Telefilms Limited

Balaji Telefilms is amongst India's leading entertainment companies operating across television, movie and digital content production. The Company, under the stewardship of Mrs. Shobha Kapoor and Ms. Ektaa R Kapoor, enjoys market leadership in the television content industry for over three decades with an exemplary track record for content creation across genres and target groups.

Balaji Telefilms is a household name which has produced some of the best television serials in the country including the famous K Series of daily soaps such as Kyunki Saas Bhi Kabhi Bahu Thi, Kahaani Ghar Ki, Kasauti Zindagi Ki etc. More recently it has created an extremely successful mystical fantasy series of Naagin 1 to Naagin 6, paving the way for weekend fiction-based programming. Amongst our current slate, Kundali Bhagya, Kumkum Bhagya, Bhagya Lakshmi and Yeh Hai Chahatein are counted amongst the best TV shows in India today.

Over the years the Company through its movies business has also demonstrated success in pioneering the production of differentiated cinematic content across different genres. The Company has been involved in creating a number of commercial as well as critically acclaimed movies such as The Dirty Picture, LSD, Once Upon a Time in Mumbai, Ek Villain, Udta Punjab, Veere Di Wedding, Dream Girl, Freddy, Kathal, Dream Girl 2, Crew and LSD 2, The Buckingham Murders, The Sabarmati Report.

Balaji Telefilms' foray into original shows on digital platforms, ALT Digital Media Entertainment Limited is now merged with BTL. Serving as a multi-device subscription Video on Demand (SVOD) Platform. Our digital offerings

include premium, disruptive content and original series across genres that audiences can watch at their convenience. With originality, courage and relentlessness at its core, our digital content stands out for being non-conformist and inclusive. Digital business is here to set new standards and benchmarks in giving the audience superbly crafted shows.

For further queries, please contact:

Balaji Telefilms Limited Ms. Tannu Sharma Group Head – Secretarial investor@balajitelefilms.com	AdFactors PR Investor Relations Mr. Rahul Trivedi rahul.trivedi@adfactorspr.com Mr. Suraj Shinde suraj.shinde@adfactorspr.com
---	---